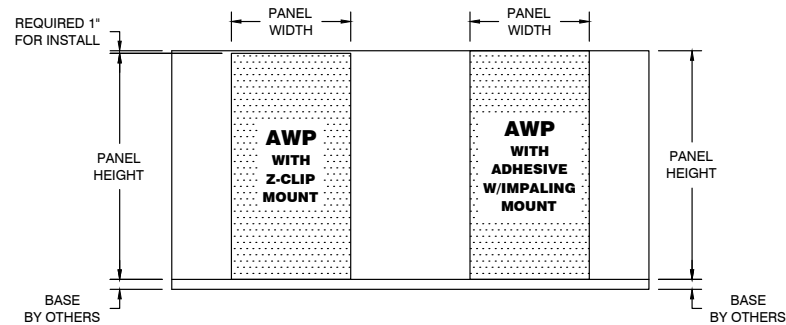
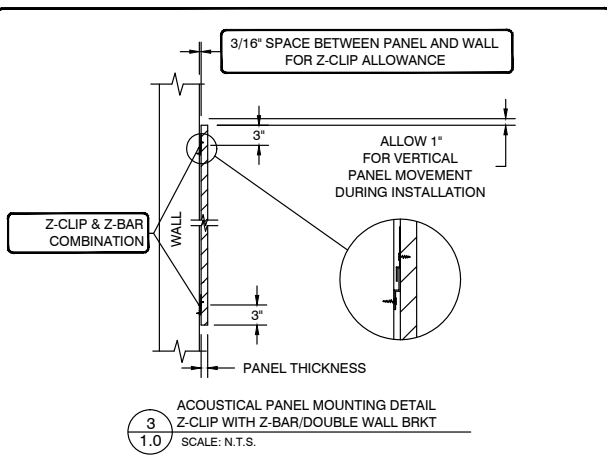


1
1.0 GENERAL ACOUSTICAL WALL PANEL ELEVATION
SCALE: 1/4" = 1'-0"

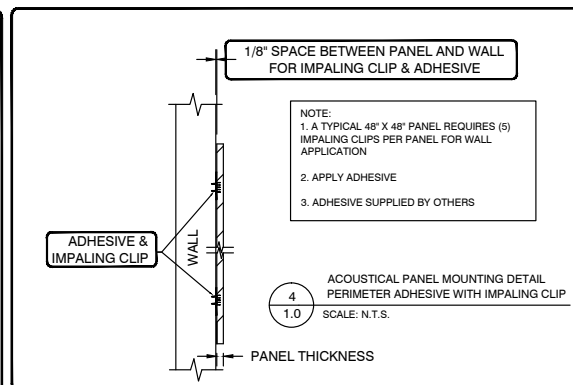


2
1.0 GENERAL ACOUSTICAL WALL PANEL ELEVATION
SCALE: 1/4" = 1'-0"

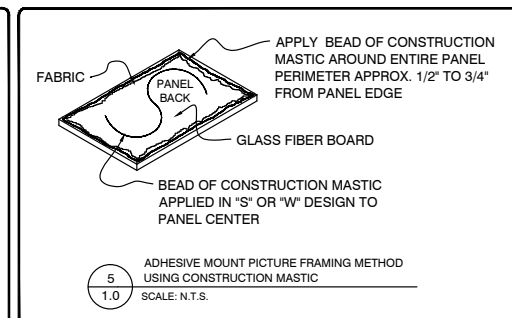
GENERAL MOUNTING METHODS



3
1.0 ACOUSTICAL PANEL MOUNTING DETAIL
Z-CLIP WITH Z-BAR/DOUBLE WALL BRKT
SCALE: N.T.S.



4
1.0 ACOUSTICAL PANEL MOUNTING DETAIL
PERIMETER ADHESIVE WITH IMPALING CLIP
SCALE: N.T.S.



5
1.0 ADHESIVE MOUNT PICTURE FRAMING METHOD
USING CONSTRUCTION MASTIC
SCALE: N.T.S.

General Acoustical
Wall Panel Detail



Conwed Wall Technology
designscape

800 Gustafson Rd., Ladysmith, WI 54848
phone: 800.932.2383 - fax: 800.833.4798
www.conweddesignscape.com

The designs, information, and data contained herein are the property of Conwed-Wall Technology, and shall not be disclosed, used, or duplicated, in whole or in part, for any purpose without the express written permission of Wall Technology. This drawing is for use in fabrication of the system described herein only, and shall not be re-used.

JOB NO.	
SCALE:	AS SHOWN
DRAWN:	CAB
CHECKED:	CAB
DATE:	03/07/2014
REV:	00/00/00
REV:	00/00/00

General Wall
Panels Details

1.0

SHEET 1 OF 1