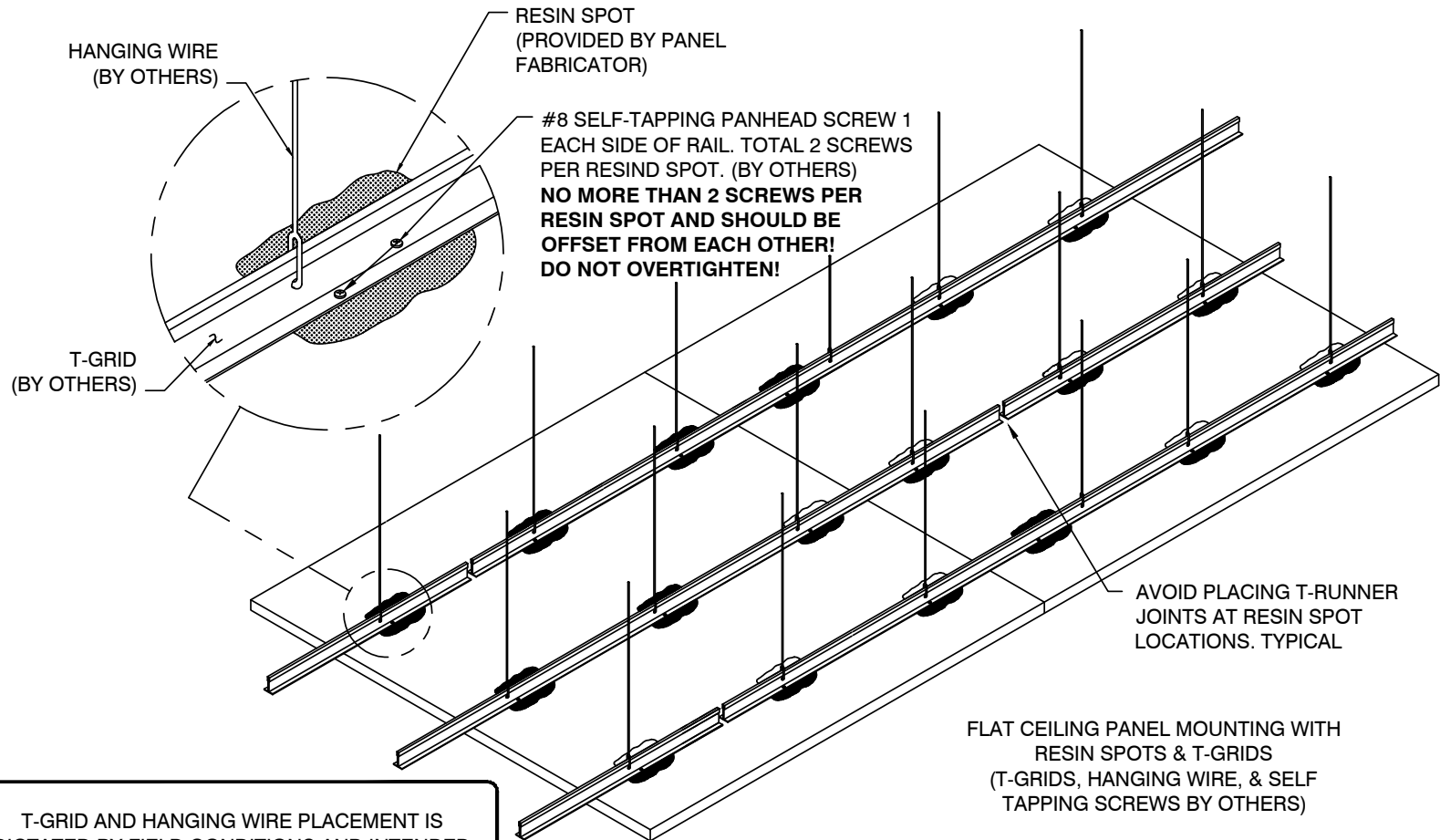


THIS DRAWING AND ALL INFORMATION CONTAINED HEREIN IS AND REMAINS THE PROPERTY OF CONWED AND IS CONFIDENTIAL. IT IS SUBMITTED AND MAY BE USED ONLY IN CONNECTION WITH CONWED PROPOSAL AND/OR ITS CUSTOMERS ORDERS. IT SHALL NOT BE DISCLOSED TO OTHERS OR COPIED WITHOUT CONWED SPECIFIC WRITTEN CONSENT AND SHALL BE IMMEDIATELY RETURNED UPON REQUEST.



T-GRID AND HANGING WIRE PLACEMENT IS DICTATED BY FIELD CONDITIONS AND INTENDED PANEL PLACEMENT WHICH WILL VARY FROM THE DETAIL PROVIDED.

THE EXACT PLACEMENT OF T-GRID AND HANGING WIRES CAN ONLY BE DETERMINED BY THE INSTALLER AT THE TIME OF INSTALLATION.

THE PANEL FABRICATOR CANNOT FORESEE VARIABLE FIELD CONDITIONS AND CANNOT PROVIDE EXACT PLACEMENT OF MOUNTING.

FLAT CEILING PANEL MOUNTING WITH RESIN SPOTS & T-GRIDS (T-GRIDS, HANGING WIRE, & SELF TAPPING SCREWS BY OTHERS)

HANGING WIRE SHOULD SUPPORT PANEL APPROXIMATELY EVERY 24" FOR SAFETY PURPOSES!



CONWED

1445 Holland Road, Maumee, OH 443537
phone: 419.866.7705 - fax: 419.386.2683
www.conwed.com

TITLE: Respond A-Series Cloud

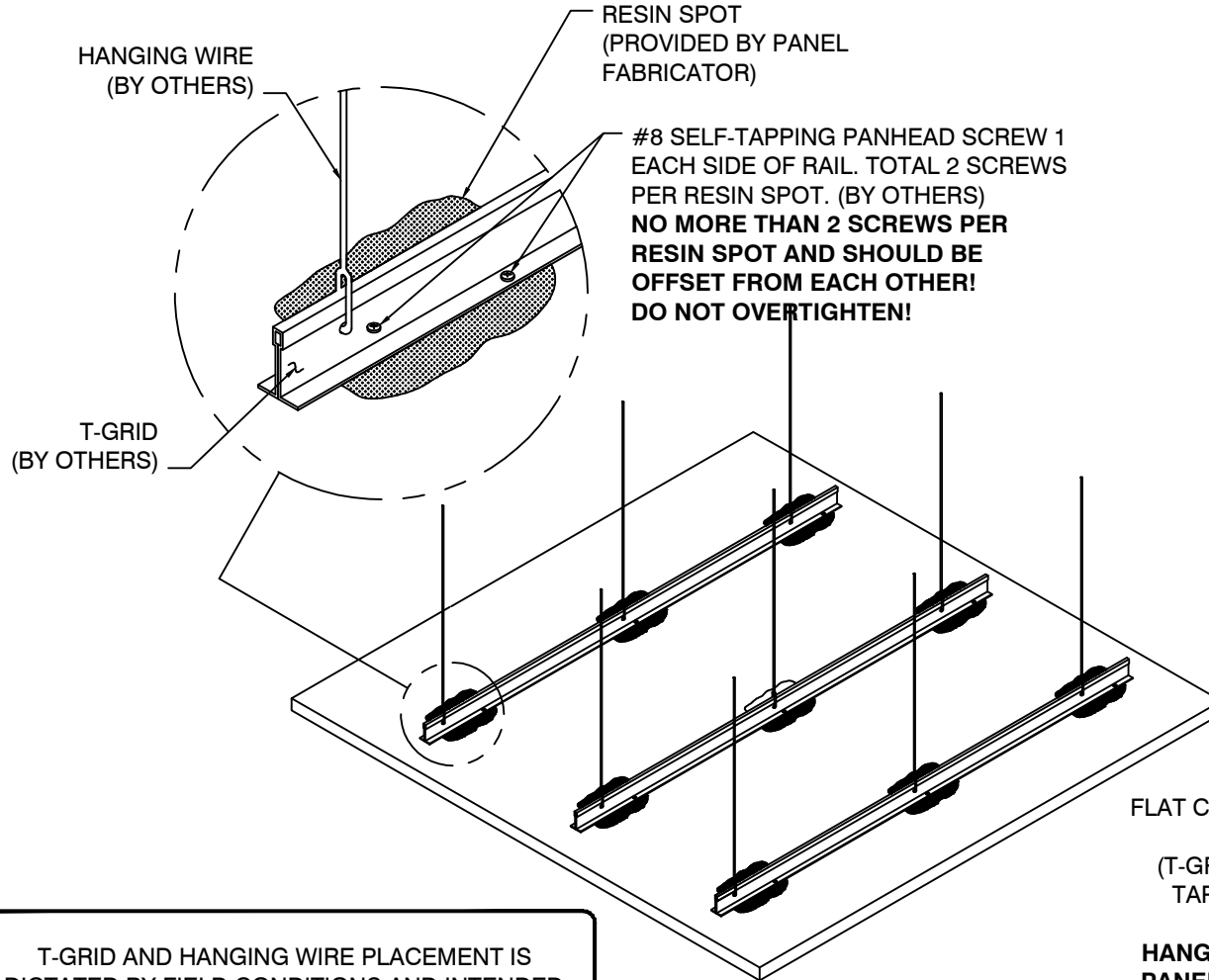
DWG NO. T-grid, resin spots

DRAWN BY CAB

SHEET
1 OF 1

SCALE N.T.S.

DATE: 02/17/22



T-GRID AND HANGING WIRE PLACEMENT IS DICTATED BY FIELD CONDITIONS AND INTENDED PANEL PLACEMENT WHICH WILL VARY FROM THE DETAIL PROVIDED.

THE EXACT PLACEMENT OF T-GRID AND HANGING WIRES CAN ONLY BE DETERMINED BY THE INSTALLER AT THE TIME OF INSTALLATION.

THE PANEL FABRICATOR CANNOT FORESEE VARIABLE FIELD CONDITIONS AND CANNOT PROVIDE EXACT PLACEMENT OF MOUNTING.

FLAT CEILING PANEL MOUNTING WITH
RESIN SPOTS & T-GRIDS
(T-GRIDS, HANGING WIRE, & SELF
TAPPING SCREWS BY OTHERS)

**HANGING WIRE SHOULD SUPPORT
PANEL APPROXIMATELY EVERY 24"
FOR SAFETY PURPOSES!**

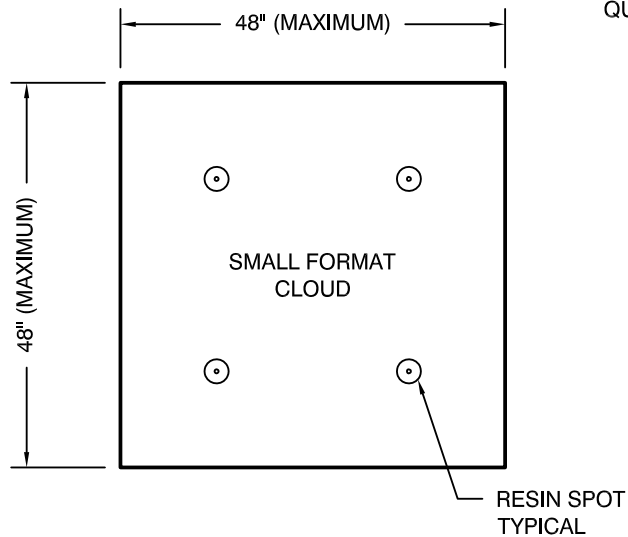


CONWED

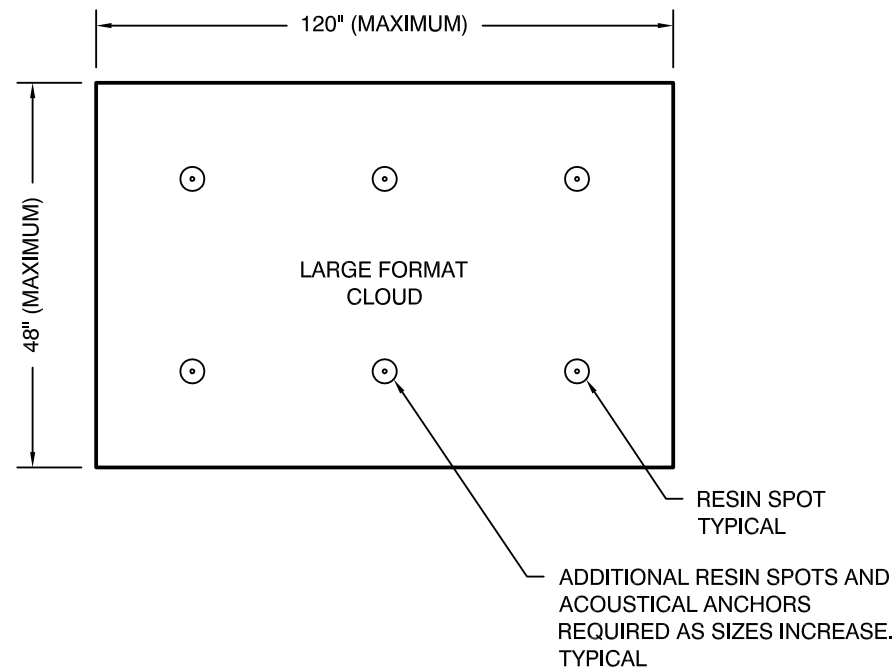
1445 Holland Road, Maumee, OH 443537
phone: 419.866.7705 - fax: 419.386.2683
www.conwed.com

TITLE: Skyway Cloud Type I (flat)	
DWG NO. T-grid, resin spots	
DRAWN BY CAB	SHEET 1 OF 1
SCALE N.T.S.	DATE: 01/30/19

THIS DRAWING AND ALL INFORMATION CONTAINED HEREIN IS AND REMAINS THE PROPERTY OF WALL TECHNOLOGY AND IS CONFIDENTIAL. IT IS SUBMITTED AND MAY BE USED ONLY IN CONNECTION WITH WALL TECHNOLOGY'S PROPOSAL AND/OR ITS CUSTOMERS' ORDERS. IT SHALL NOT BE DISCLOSED TO OTHERS OR COPIED WITHOUT WALL TECHNOLOGY'S SPECIFIC WRITTEN CONSENT AND SHALL BE IMMEDIATELY RETURNED UPON REQUEST.

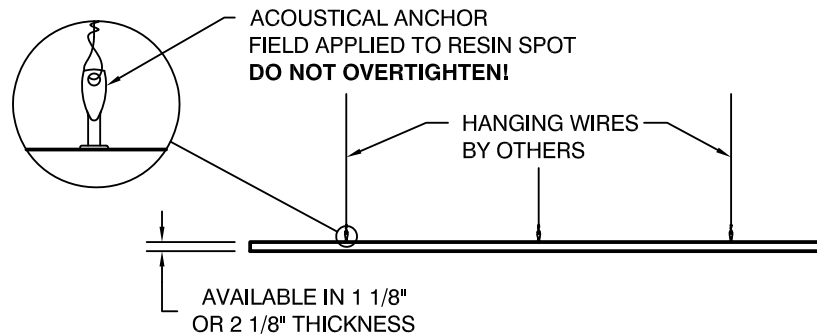


RESIN SPOT PLACEMENT & QUANTITY DEPENDENT ON CLOUD SIZE.



NOTES:

- CUSTOM SIZES & SHAPES AVAILABLE.
- MOUNTING SHOWN FOR INDIVIDUALLY MOUNTED PANELS.
- ALTERNATE T-GRID MOUNTING AVAILABLE.
- RETURNED EDGES (6" MAXIMUM) AVAILABLE.



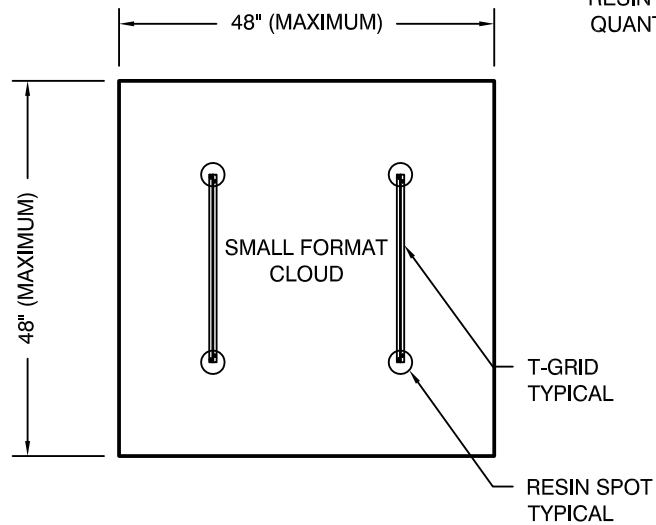
CUSTOMER SERVICE: 1-800-359-3312



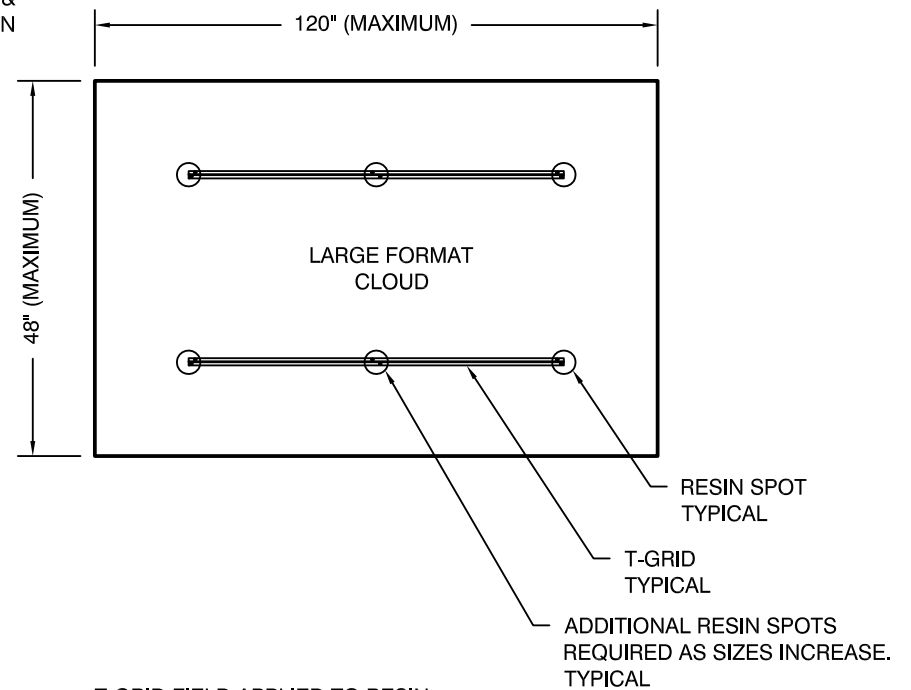
**Wall
Technology**
An Owens Corning Company

TITLE: Overview Type I Flat Clouds		
DWG NO. Acoustical Anchor Mtg.		
DRAWN BY CAB		SHEET 1 OF 1
SCALE N.T.S.	DATE: 09/17/12	

THIS DRAWING AND ALL INFORMATION CONTAINED HEREIN IS AND REMAINS THE PROPERTY OF WALL TECHNOLOGY AND IS CONFIDENTIAL. IT IS SUBMITTED AND MAY BE USED ONLY IN CONNECTION WITH WALL TECHNOLOGY'S PROPOSAL AND/OR ITS CUSTOMERS' ORDERS. IT SHALL NOT BE DISCLOSED TO OTHERS OR COPIED WITHOUT WALL TECHNOLOGY'S SPECIFIC WRITTEN CONSENT AND SHALL BE IMMEDIATELY RETURNED UPON REQUEST.

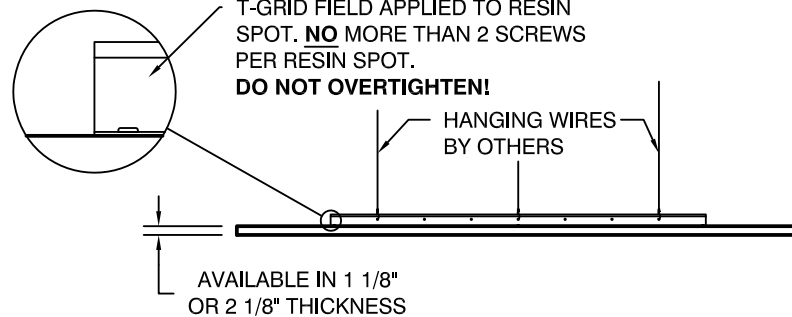


RESIN SPOT PLACEMENT & QUANTITY DEPENDENT ON CLOUD SIZE.



NOTES:

- CUSTOM SIZES & SHAPES AVAILABLE.
- MOUNTING SHOWN FOR INDIVIDUALLY MOUNTED PANELS.
- ALTERNATE ACOUSTICAL ANCHOR MOUNTING AVAILABLE.
- RETURNED EDGES (6" MAXIMUM) AVAILABLE
- #8 SELF DRILLING SCREWS (BY OTHERS) TO BE USED. NO MORE THAN 2 SCREWS PER RESIN SPOT. **DO NOT OVERTIGHTEN!**



CUSTOMER SERVICE: 1-800-359-3312



Wall Technology
An Owens Corning Company

TITLE: Overview Type I Flat Clouds	
DWG NO. T- grid Mounting	
DRAWN BY CAB	SHEET 1 OF 1
SCALE N.T.S.	DATE: 09/17/12